

Biochemicals

**Electrophoresis**

Bioseparation

Life Sciences

Specials

## BlueMarine™ HTS

Horizontal submarine electrophoresis unit for high throughput screening


**The BlueMarine™ HTS electrophoresis unit offers an innovative flexible system for high throughput analysis, e.g. PCR-generated DNA fragments in 96-well microtiter plates.**

The use of all 6 combs with staggered to each other arranged sample wells allows the analysis of 102 samples, including standards (separation distance: max. 6 cm). In addition to analyzing complete 96-well microtiter plates, the system also can be used for high resolution long runs of single samples (separation distance: max. 18 cm).

### User-friendly design

BlueMarine™ HTS unit is designed for safe and easy handling and feature a rugged, most durable acrylic construction, ensuring a long-lasting lifetime. Doubly insulated cables are rated safe up to 3,000 volts. Gold plated electrical connectors are corrosion-free. The recessed power connectors are integrated into the safety lid. The new designed platinum electrodes can be easily replaced by the user.

- 6 aluminium combs for the analysis of up to 102 samples
- Aluminium gel casting gates – no taping, leak-free sealing gaskets with improved fit – insert the gaskets and pour the gel, no extra sealing step required
- Gels can be cast and run in the same tray (UV transparent) – easy to prepare, easy to start
- Red contrasting stripes on the white support plate at all comb positions – simplifies loading of the samples by better visibility of the wells
- Compact, durable, ergonomic design
- Safety lid provides correct orientation of electrodes



### A complete system

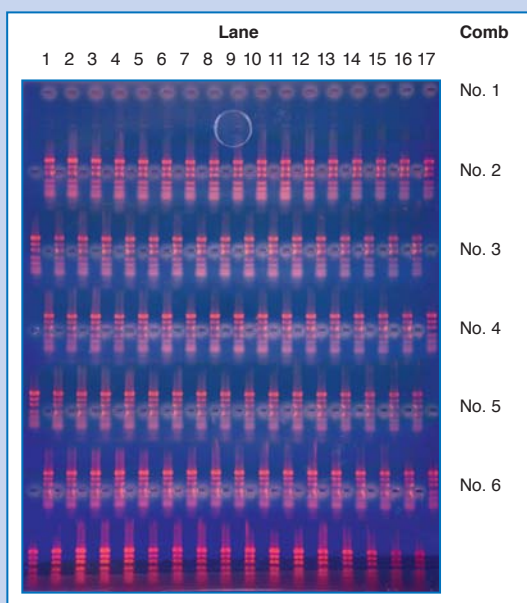
The BlueMarine™ HTS comes with a submarine chamber with safety lid and cables. The electrodes are easy to clean and can be easily replaced if necessary. The system includes one UV transparent gel tray to cast and run the gel in the same tray. In combination with the aluminium gates (2 pcs.) gel casting is leak-free without an extra sealing step (e.g. taping). The submarine electrophoresis unit is completed by six combs made from aluminium with 17 sample wells each, allowing the analysis of up to 102 samples in one gel. To run the system SERVA offers a broad range of agaroses and DNA size markers (for more information please go to [www.serva.de](http://www.serva.de)).

# TECHNICAL NOTES


## Electrophoresis

## BlueMarine™ HTS

Horizontal submarine electrophoresis unit  
for high throughput screening



SERVA DNA Standard pUC19 x MspI (10 µg per lane; Cat. No. 39304.01) was separated by electrophoresis in a 2% (w/v) agarose gel. After the electrophoresis the gel was stained with ethidium bromide. The DNA standard contains 13 fragments ranging from 26 Bp to 501 Bp.



SERVA DNA Standard 100 Bp ladder extended (0.4 µg per lane; Cat. No. 39312.01) was separated by electrophoresis in a 1% (w/v) agarose gel. After the electrophoresis the gel was stained with ethidium bromide. The DNA standard contains 17 fragments ranging from 100 Bp to 5000 Bp.

### Operational Data

Maximum operation voltage	500 V
Maximum operation current	300 mA
Approx. gel volume (5 mm gel)	160 ml
Possible comb positions	6
Maximum of loadable samples	102
Dimension (W x L x H)	19.5 x 38 x 80 cm
Gel format (W x L)	175 x 192 mm

### Documentation and analysis of HTS gel in 102 well format

The Digital Imaging and Analysis System DIAS-II offers state-of-the-art technology in gel documentation. The analysis of HTS gels can be performed with the 1D analysis software GelScan 6.0 HTS. The software automatically detects the sample lanes and arranges them side-by-side for easy analysis. GelScan 6.0 HTS software allows fast and easy gel analysis in consideration of expression analysis, size or quantity determination.

### Ordering Information

Product	Cat. No.	Size
BlueMarine™ HTS	BM-HTS	1 unit
Digital Imaging and Analysis System II	DIAS-II	1 system
GelScan 6.0 HTS	GS-V60HTS	1 unit



**SERVA**  
Electrophoresis

SERVA Electrophoresis GmbH

Carl-Benz-Str. 7 · D-69115 Heidelberg · Germany  
Phone: +49 (0) 6221 13840-0 · Fax: +49 (0) 6221 13840-10  
E-Mail: info@serva.de · Internet: www.serva.de